

# Contents

<b>Introduction</b>	01
<b>Our logo</b>	02
Using our logo	03–05
Our symbol	06
<b>Our coat of arms</b>	07
<b>Our typefaces</b>	08–09
<b>Our colour palette</b>	10–11
<b>Our imagery</b>	12–13
<b>Contacts</b>	14

# Introduction

**Our brand represents what we stand for and what we believe in; it reflects our unique personality. The harder we make our brand work for us the more visible we'll become.**

In these guidelines you'll find all the elements of our visual identity to help you tell our story and find the right tone. Here are all the tools you need to produce clear, relevant, effective and consistent communications that will help people understand us, encourage them to support us and inspire their continuing loyalty.



## Our logo

### Primary logo

Our logo is the single most important element of our visual identity. Used correctly and consistently it will help people recognise us instantly.

Our primary logo consists of the symbol and our name. See page 9 for PMS references and colour breakdowns.

It's available in vector and postscript formats, including eps, jpg and png.

## Using our logo

Always reproduce the logo in green and blue if you can. But if two colour isn't an option you can use the single colour logo.

### Positive versions



### Negative versions



# Using our logo

## Exclusion zone



## Exclusion zone

To maximise our visual presence we need our logo to stand out, and to do that successfully it needs space to breathe. That's why we protect it with an exclusion zone.

The minimum exclusion zone around the logo is the cap height of two capital R's within the logo. Keep this zone free of any imagery, text, or other element such as page edges.

## Minimum size


The minimum size of the logo is 35mm wide. When scaling the logo up and down make sure the proportions stay the same.



35mm

## Using our logo


### Don't do this



Never place the logo on a background that does not provide sufficient contrast, or clashes with the logo.



Never rotate or distort the logo.



Never change the logo colours.



Never change the relative proportions or alignment of any of the elements.

### Logo misuse

Shown here are examples of unacceptable formats. Never alter the colours, proportions and relationship between the elements.



## Our symbol

When the symbol is used as a graphic element, it must always be accompanied by the logo. The symbol can be used as a background element, but must be used in a subtle manner.


Only use the symbol colourways illustrated here.





## Our coat of arms

The Coat of Arms may be used as a secondary design element on certain items, for example certificates.



This is to certify that

Robert Derbyshire

has been admitted as a

Member

by resolution of the Council and is entitled to  
employ the designation Chartered Biologist

Elected Date: 10 October 2009  
Membership Number: 123456789

  
Chief Executive

 Incorporated by Royal Charter  
Registered Charity No. 277081

## Our typefaces

### Primary typeface

Helvetica Neue Light  
abcdefghijklmnopqrstuvwxyz  
ABCDEFGHIJKLMNOPQRSTUVWXYZ  
1234567890

Helvetica Neue Regular  
abcdefghijklmnopqrstuvwxyz  
ABCDEFGHIJKLMNOPQRSTUVWXYZ  
1234567890

**Helvetica Neue Bold**  
**abcdefghijklmnopqrstuvwxyz**  
**ABCDEFGHIJKLMNOPQRSTUVWXYZ**  
**1234567890**

Typography doesn't just convey what we want to say, it makes a visual impact too. It's a key expression of our brand voice, tone and personality, so it's important to adopt the most suitable typefaces to help us tell our unique story.

### Primary typeface

Our primary typeface is Helvetica Neue. The Helvetica font family includes Light, Regular and Bold, with italics in all three weights.

Online/internal typeface

Arial regular

abcdefghijklmnopqrstuvwxy

ABCDEFGHIJKLMNOPQRSTUVWXYZ

1234567890

**Arial bold**

**abcdefghijklmnopqrstuvwxy**

**ABCDEFGHIJKLMNOPQRSTUVWXYZ**

**1234567890**


## Our typefaces

Online/internal typeface

Arial is our online typeface.

It's also our internal typeface. Use it for all your documents, emails and presentations.

## Primary palette



## Our colour palette

Colour is crucial, because brands are often recognised by colour as much as by their name or logo. It's important that our palette conveys our personality and is distinctive enough to make us instantly recognisable.

Our primary colours are black, white, green and blue.

### Black

C 0	M 0	Y 0	K 100
R 0	G 0	B 0	

### White

C 0	M 0	Y 0	K 0
R 255	G 255	B 255	

### Pantone 362

C 75	M 0	Y 90	K 2
R 72	G 169	B 66	

### Pantone 281

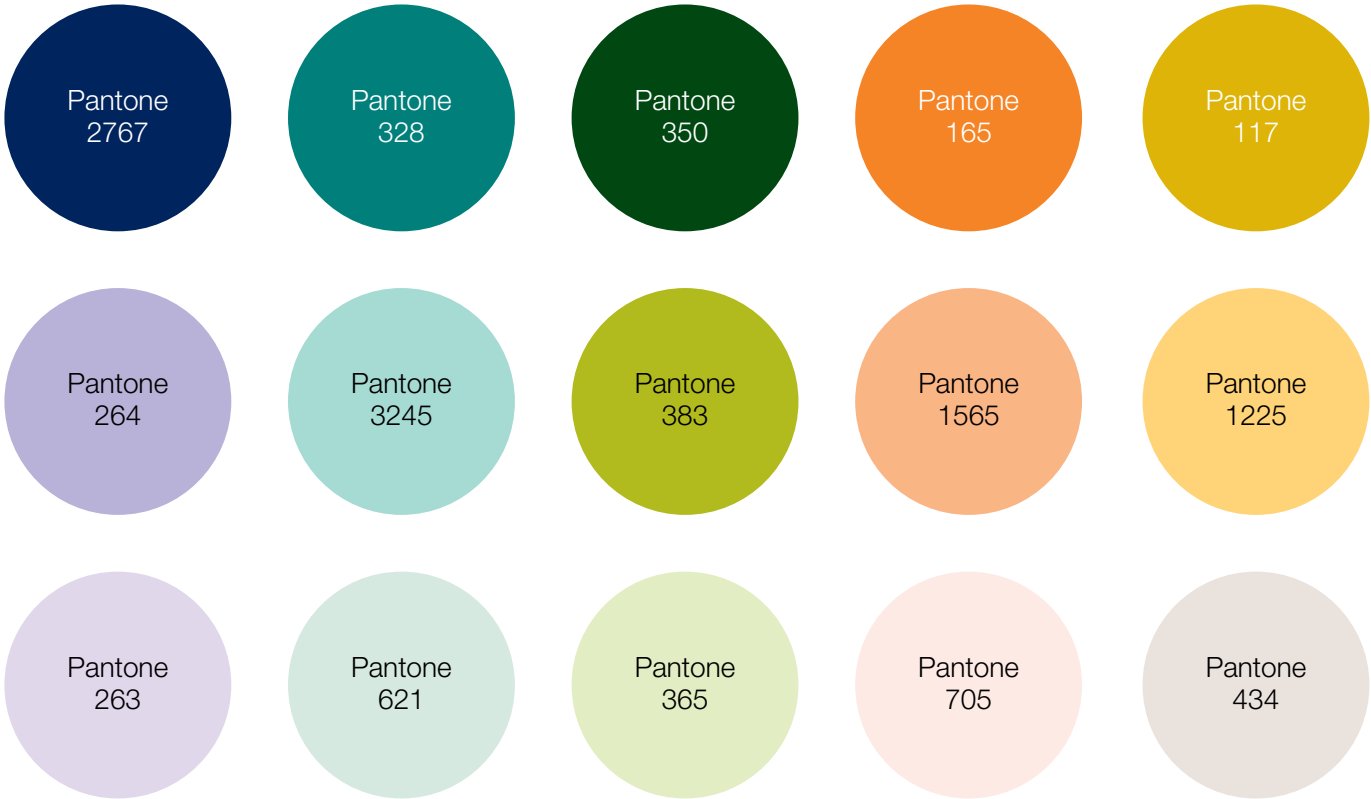
C 100	M 83	Y 0	K 42
R 0	G 61	B 125	

### Note

The colours shown aren't intended to match Pantone® Colour Standards and shouldn't be used for colour matching. For accurate Pantone® Colour Standards, please refer to the current edition of the Pantone® Colour Formula Guide. Pantone® is a registered trademark of Pantone® Inc.

# Our colour palette

Our secondary palette opens up our colour options in a warm and vibrant way. It gives us the flexibility to use colour to support imagery, and align a colour to a specific department.



- Pantone 2767**  
C 100 M 90 Y 10 K 77    R 24 G 43 B 73
- Pantone 264**  
C 26 M 38 Y 0 K 0    R 193 G 175 B 229
- Pantone 263**  
C 10 M 18 Y 0 K 0    R 219 G 207 B 233
- Pantone 328**  
C 100 M 10 Y 63 K 41    R 0 G 115 B 99
- Pantone 3245**  
C 44 M 0 Y 23 K 0    R 128 G 224 B 211
- Pantone 621**  
C 12 M 1 Y 9 K 2    R 209 G 223 B 214
- Pantone 350**  
C 81 M 22 Y 79 K 70    R 40 G 78 B 54
- Pantone 383**  
C 35 M 0 Y 100 K 20    R 162 G 173 B 0
- Pantone 365**  
C 24 M 0 Y 42 K 0    R 200 G 229 B 154
- Pantone 165**  
C 0 M 72 Y 100 K 0    R 255 G 99 B 25
- Pantone 1565**  
C 0 M 42 Y 51 K 0    R 255 G 170 B 123
- Pantone 705**  
C 0 M 11 Y 2 K 0    R 241 G 219 B 223
- Pantone 117**  
C 7 M 28 Y 100 K 12    R 199 G 153 B 0
- Pantone 1225**  
C 0 M 19 Y 79 K 0    R 255 G 203 B 79
- Pantone 434**  
C 5 M 11 Y 8 K 12    R 207 G 195 B 195

**Note**  
The colours shown aren't intended to match Pantone® Colour Standards and shouldn't be used for colour matching. For accurate Pantone® Colour Standards, please refer to the current edition of the Pantone® Colour Formula Guide. Pantone® is a registered trademark of Pantone® Inc.

## Photography



## Our imagery

We live in an increasingly visual world and imagery is a key element of our brand. Good quality, well-composed photography of the life sciences should be supplemented with icons from our library.

When you choose photography and the icons remember that our personality is reflected in the imagery we use.

### Photography tips

- Use real people in real situations wherever possible.
- Make sure the composition is strong.
- Consider the way you crop the image.

# Our imagery

## Icon library



# Contacts

Please ensure that you follow these guidelines and use the elements accurately and consistently across all your communications.

Always consult with the marketing team before producing or commissioning any marketing/promotional materials.

**Jon Kudlick**

Director of Membership,  
Marketing & Communications

